



SON-T

SON-T 1000W/220 E40 1SL

High Pressure Sodium lamp with clear tubular outer bulb

Product data

• General Characteristics

System Description	External Ignitor
Cap-Base	GES [GES]
Cap-Base Information	-
Bulb	T65 [T 65mm]
Bulb Finish	Clear
Burning Position	any [Any/Universal]
Life to 5% failures	8000 hr
Life to 10% failures	10000 hr
Life to 20% failures	14000 hr
Life to 50% failures	20000 hr
LSF EM 2000h Rated, 12h cycle	99 %
LSF EM 4000h Rated, 12h cycle	99 %
LSF EM 6000h Rated, 12h cycle	97 %
LSF EM 8000h Rated, 12h cycle	95 %
LSF EM 12000h Rated, 12h cycle	85 %
LSF EM 16000h Rated, 12h cycle	69 %
LSF EM 20000h Rated, 12h cycle	50 %

• Light Technical Characteristics

Colour Code	220 [CCT of 2000K]
Colour Rendering Index	25 (max) Ra8
Colour Temperature	2000 K
Lamp Luminous Flux EM	130000 Lm
Luminous Flux EM 25°C, Rated	130000 Lm

Lamp Luminous Efficacy EM	130 Lm/W
Lum Efficacy Rated EM 25°C	130 Lm/W
Lumen Maintenance 2000h	95 %
Lumen Maintenance 5000h	90 %
Average Luminance EM	650 cd/cm2
LLMF EM 2000h Rated	95 %
LLMF EM 4000h Rated	93 %
LLMF EM 6000h Rated	90 %
LLMF EM 8000h Rated	88 %
LLMF EM 12000h Rated	84 %
LLMF EM 16000h Rated	82 %
LLMF EM 20000h Rated	80 %

• Electrical Characteristics

Lamp Wattage	1000 W
Lamp Wattage EM 25°C, Nominal	1000.0 W
Lamp Wattage EM 25°C, Rated	960.0 W
Lamp Voltage	100 V
Lamp Current EM	10.6 A
Ignition Time	10 (max) s
Run-up time 90%	6 (max) min
Dimmable	yes

PHILIPS

Re-ignition Time [sec] 240 (max) s
 Ratio scotopic/photopic lumens 0.65 -

Diameter D 66 (max) mm
 Light Center Length L 240 mm
 Arc Length O 153 mm

• Environmental Characteristics

Energy Efficiency Label (EEL) A++
 Mercury (Hg) Content 38 mg
 Energy consumption kWh/1000h 1056 kWh

• Luminaire Design Requirements

Cap-Base Temperature 240 (max) C
 Bulb Temperature 450 (max) C

• Product Dimensions

Overall Length C 390 (max) mm

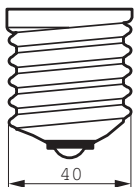
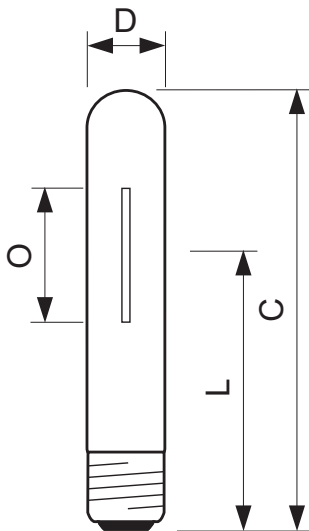
• Product Data

Order code 184122 45
 Full product code 871150018412245
 Full product name SON-T 1000W/220 E40 1SL
 Order product name SON-T 1000W/220 E40 1SL/4
 Pieces per pack 1
 Packing configuration 4
 Packs per outerbox 4
 Bar code on pack - EAN1 8711500184122
 Bar code on outerbox - EAN3 8711500184139
 Logistic code(s) - 12NC 928154509228
 ILCOS code ST-1000-H/E-E40
 Net weight per piece 391.600 gr

Warnings and Safety

- Control gear must include end-of-life protection (IEC60662, IEC 62035)

Dimensional drawing

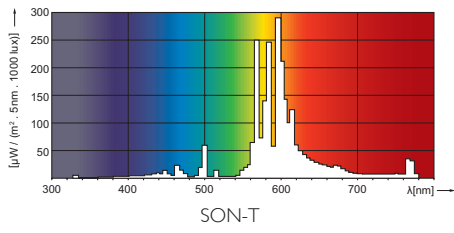


E40

SON-T 1000W/220 E40 1SL

Product	C (Max)	D (Max)	L (Norm)	O (Norm)
SON-T 1000W/220 E40	390	66	240	153

Photometric data



© 2014 Koninklijke Philips N.V. (Royal Philips)
All rights reserved.

Specifications are subject to change without notice. Trademarks are the property of Koninklijke Philips N.V. (Royal Philips) or their respective owners.

www.philips.com/lighting

2014, November 30
data subject to change